

# **YEAR 10 OPTIONS INFORMATION AND GUIDE 2024-2026**



## Contents

Page	
1	Information for parents
2	Information for students
3	Who's who?
4	A guide to choosing options
6	Timeline / Key dates
7	Options form – Version 1
8	Art, Craft and Design
9	Belief and Ethics
10	Business Studies - GCSE
11	Business Studies – Vocational (V)
12	Child Development (V)
13	Creative iMedia (V)
14-18	Design and Technology <ul style="list-style-type: none"> <li>- GCSE Design – 3D Design</li> <li>- GCSE Design – Textiles</li> <li>- GCSE Food and Nutrition</li> <li>- Food and Cookery (V)</li> <li>- Engineering (V)</li> </ul>
19	Drama
20	French
21	Geography
22	History
23	Music
24	Performing Arts –BTEC - Dance (V)
25	GCSE PE
26	Separate Science
27	Spanish
28	Sport – BTEC (V)
29	Notes page

## Information for Parents

Over the coming few weeks your child will make some important choices regarding the subjects that they would like to study for their GCSEs.

As a school we wish to do all that we can to support you and them in making the right choices.

Your child will be able to talk to teachers at school who know them well (their tutor and subject teachers) in order to seek their advice. They may also request an appointment with our Careers Advisor to discuss choices and future aspirations. **They can request this by contacting Mr Smith and providing details of what they want to find out more about.**

Your child can also seek advice from their Head of Year, or myself. They may also like to make use of on-line information such as Startprofile (<https://www.startprofile.com/>) and Unifrog (<https://www.unifrog.org/>).

There is also an evening for parents on Wednesday 10<sup>th</sup> January 2024 at 6PM, where there will be a short presentation about the options process, the different types of qualifications and potential pathways for students. I would encourage you to attend this evening so that you can support your child. Following this on 25<sup>th</sup> January is Year 9 Parents' Evening, where you will be able to meet your child's subject teachers and discuss the suitability of GCSE courses for them.

I would ask that you help your child keep to the dates set out in the timeline so that we are able to fully consider their choices as we work through the options process. It is quite possible that there will be a second (and even possibly a third) version of the options form to try and match the choices of as many students as possible. However, please remember that we are attempting to satisfy the choices of 200 students and so there will be a need for compromise along the way. Please also be aware that there are some subject combinations (3D Design and Art, Food and Nutrition and Vocational Food, PE and BTEC Sport, GCSE and Vocational Business studies) which are not permitted.

Finally, I would encourage you to read 'A guide to choosing options' section of this booklet with your child along with the corresponding subject pages. If you have any questions during the process, please feel free to contact me to discuss them.

Mr Duncan Smith

Deputy Headteacher



## Information for Students

Over the next few weeks you will make some important decisions regarding the next step of your education.

Please remember that you are not alone in making these decisions. You should discuss them with your parents / carers, your tutor, your teachers and if you wish the school's Careers Advisor. **You can request this by contacting Mr Smith and providing details of what you want to find out more about.**

There will also be the opportunity to attend a taster session for new subjects, such as Business and Child Development. Other subjects will talk about options in lessons.

In order to make your choices you will need to complete the options form (a copy of which you will find later in this booklet). It is very possible that there will be a second (and maybe even a third) version to try and match your choices. Please remember we are trying to match the choices of all the students in your year group and it is not always possible to give everyone all of their first choices. The more information you give us on the options form the better!

You should remember that you may change your mind about what you wish to do in the future so try and keep your options open by choosing a range of subjects. It may well be the case that the job you will do in the future has not even been invented yet!

I would encourage you to pick subjects that you enjoy and that you feel you have the potential to do well in. Your teachers can help you with this.

### Top Tips

#### DO

- ✓ Select subjects that you enjoy
- ✓ Select subjects that you achieve well in
- ✓ Ask people who know you for their advice
- ✓ Find out as much information as you can
- ✓ Ensure that the final decision about your options is yours not someone else's
- ✓ Consider the different pathways available
- ✓ Pick at least one from Geography, History, French or Spanish

#### DON'T

- × Choose subjects because one of your friends is doing it
- × Choose subjects because you like the current teacher
- × Choose subjects because someone else says you should





## Who's who

		
<b>Miss M Griffin</b> <b>Head of Year</b> <a href="mailto:mgriffin@blandfordschool.org.uk">mgriffin@blandfordschool.org.uk</a>	<b>Mr D Tovey</b> <b>Head of English</b> <a href="mailto:dtovey@blandfordschool.org.uk">dtovey@blandfordschool.org.uk</a>	<b>Mr G Potter-White</b> <b>Head of GCSE Maths</b> <a href="mailto:gpotter-white@blandfordschool.org.uk">gpotter-white@blandfordschool.org.uk</a>
	 	
<b>Mrs Y Haymonds</b> <b>Head of Science</b> <a href="mailto:yhaymonds@blandfordschool.org.uk">yhaymonds@blandfordschool.org.uk</a>	<b>Mrs G Amey / Ms C Clark</b> <b>Art Teacher / Mrs R Readman</b> <a href="mailto:gamey@blandfordschool.org.uk">gamey@blandfordschool.org.uk</a>	<b>Mr R Opalka</b> <b>Head of Business Studies</b> <a href="mailto:ropalka@blandfordschool.org.uk">ropalka@blandfordschool.org.uk</a>
		
<b>Mrs T Carter</b> <b>Child Development Teacher</b> <a href="mailto:tcarter@blandfordschool.org.uk">tcarter@blandfordschool.org.uk</a>	<b>Mr D Luxon</b> <b>Head of Design</b> <a href="mailto:dluxon@blandfordschool.org.uk">dluxon@blandfordschool.org.uk</a>	<b>Ms A Clements</b> <b>Head of Drama &amp; PCA</b> <a href="mailto:aclements@blandfordschool.org.uk">aclements@blandfordschool.org.uk</a>
		
<b>Miss A Munro</b> <b>Head of MFL and Spanish</b> <a href="mailto:amunro@blandfordschool.org.uk">amunro@blandfordschool.org.uk</a>	<b>Mrs Z Cunningham</b> <b>Head French</b> <a href="mailto:zcunningham@blandfordschool.org.uk">zcunningham@blandfordschool.org.uk</a>	<b>Mrs H Muir</b> <b>Head of Geography</b> <a href="mailto:hmuir@blandfordschool.org.uk">hmuir@blandfordschool.org.uk</a>
		
<b>Miss P Stallard</b> <b>Head of Humanities and History</b> <a href="mailto:pstallard@blandfordschool.org.uk">pstallard@blandfordschool.org.uk</a>	<b>Mr R Carpenter</b> <b>Head of ICT / i-Media</b> <a href="mailto:rcarpenter@blandfordschool.org.uk">rcarpenter@blandfordschool.org.uk</a>	<b>Mr G Readman</b> <b>Head of Music</b> <a href="mailto:greadman@blandfordschool.org.uk">greadman@blandfordschool.org.uk</a>
		
<b>Mr A Young</b> <b>Head of PE</b> <a href="mailto:ayoung@blandfordschool.org.uk">ayoung@blandfordschool.org.uk</a>	<b>Mr S Harrow</b> <b>Head of RE</b> <a href="mailto:sharrow@blandfordschool.org.uk">sharrow@blandfordschool.org.uk</a>	<b>Mr R Hayball</b> <b>SENCO / Learning Support</b> <a href="mailto:rhayball@blandfordschool.org.uk">rhayball@blandfordschool.org.uk</a>

## A guide to choosing options

All students are required to choose at least one of the following subjects: **Geography, History, French or Spanish.**

Aside from these students should choose subjects that they enjoy, are interested in and that they feel they will be successful at. In most cases future careers do not require specific GCSE subjects, however, now that A levels are linear, universities are paying more attention to GCSE grades and so achieving well is important.

If a student is concerned that their future career may need specific GCSEs they can speak to our careers advisor, please speak to Mr Smith for further details.

Students are able to make 4 option choices (5 hours each, one from each column on the options form) and will need to choose a second and third choice in each column as explained on the form. While we endeavour to give students their first choices this cannot be guaranteed. There may be the need for a 2<sup>nd</sup> version of the options form to try and match student choice.

All students will also study a **Core Curriculum** alongside their options. This will include:

**GCSE English Language and Literature** – worth 2 GCSEs (8 hours)

**GCSE Mathematics** – worth 1 GCSE (9 hours)

**GCSE Combined Science** – worth 2 GCSEs (10 hours), and can be upgraded to 3 GCSEs (Biology, Chemistry and Physics) if students select Science as an additional option

**Core PE** – not examined (3 hours)

**PSHE / Tutorial Programme / Character and Culture** – not examined

**Religious Education / RSHE and Drugs Education**

There are a number of different pathways open to students beyond the framework above. These are described below:

### 1. The English Baccalaureate (EBACC)

This is not an additional qualification but the description of a suite of GCSE courses. To achieve this students need to complete the Core Curriculum plus a GCSE in either Geography or History **AND** a GCSE in either French or Spanish, all of which must be achieved at Grade 4 or better. Some Universities may view the English Baccalaureate favourably and it may help students when they apply. It is a challenging academic curriculum, but high ability students should give it serious consideration.

### 2. Vocational Options

We offer a number of Vocational Courses (these are marked with 'V' in this booklet). These courses provide a different style of learning and assessment. They are all equivalent to GCSEs but may well suit students who struggle with exams.

### 3. Other GCSEs

We are fortunate to be able to offer a wide range of GCSEs meaning that students can access a broad curriculum and a range of opportunities that interest them. These subjects also provide a valuable balance and students choosing to study the EBACC may well want to pick other subjects to reflect the range of skills and interests that they have.

### 4. Learning Support

Some students may struggle with the demands of following examined subjects for their whole timetable. In these cases, students may access a learning support option. This is by invitation only and the SEND department will speak to students and parents where this option is appropriate.

These lessons will support the development of numeracy and literacy skills (including some additional English and Maths lessons to support the GCSE content) and help students cope with the demands of their other courses by providing additional time and support with homework and class work, alongside completing the Prince's Trust Award.

Students may also wish to consider their progression path after they complete their GCSEs and if the school or local colleges offer suitable courses that follow on. Details of our 6<sup>th</sup> Form Curriculum can be found on the Sixth Form pages of our website.



## Options Timeline / Process

**Step 1** Read this booklet carefully.

**Step 2** Ask your parents/carers to read this booklet.

**Step 3** Talk to your parents and other people who know you well about which subjects you should do next year.

**Step 4** Talk to your teachers and to staff who teach the subjects.

**Step 5** Consider attending a taster session for a new subject.

**Step 6** Attend **Year 9 Parents' Evening on 25<sup>th</sup> January**.

**Step 7** If necessary, arrange a meeting with the school's Careers Advisor or make use of on-line sources of information.

**Step 8** Consider a **back-up plan** in case you are unable to get your first-choice subjects.

**Step 9** Complete your **KS4 Options Form Version 1** and return it via your tutor by **1<sup>st</sup> February**. If there is then a need to change option blocks there may be a version 2 of the options form.

**Step 10** Attend an interview with Mr Smith to discuss option choices. ***This may be necessary if subjects are over-subscribed.***

*You will then receive confirmation of your KS4 options –  
Probably in April*

### DO

- ✓ Select subjects that you enjoy
- ✓ Select subjects that you achieve well in
- ✓ Ask people who know you for their advice
- ✓ Find out as much information as you can
- ✓ Ensure that the final decision about your options is yours, not someone else's
- ✓ Consider the different pathways available
- ✓ Pick at least one from Geography, History, French or Spanish

### DON'T

- × Choose subjects because one of your friends is doing it
- × Choose subjects because you like the current teacher
- × Choose subjects because someone else says you should





## Year 10 Options Form 2024-2026 (Version 1)

Name: .....

Tutor Group: .....

- You must select ONE subject from each option block (A,B,C and D). You should indicate your first choice with a **1** and your second choice with a **2** and third choice with a **3** in each block.
- You must choose (at least) **ONE** of the following subjects: **French / Spanish / History / Geography**. Some students should consider the **EBACC – choosing both a Humanity and a Language**.

A		B		C		D	
Art		Art		Child development (V)		Business Studies	
Engineering (V)		Business Studies		Drama		Geography	
French		Business (V)		3D Design		History	
Geography		Food and Nutrition		Food and Cookery (V)		i-Media (V)	
History		Geography		French		Learning Support*	
Music (V)		History		Geography		Performing Arts – Dance (V)	
RE		PE		History		Science	
Spanish		BTEC Sport (V)		Spanish		Textiles	

(V) Vocational qualification.

\* Learning support is only for students who currently have Learning support and are considered appropriate by the SENDCO.

Please remember the following combinations are not allowed: GCSE and Vocational Business, PE and BTEC Sport, 3D Design and Art..

If there is a combination of subjects, you wish to do but cannot because of the option blocks please tell us about it here.

Please tell us what you plan to do after your GCSEs.

Please tell us if you know what your future career plan is.

Signed: ..... (Student)

..... (Parent)

Date: .....

***Please return to Mr Smith, via your tutor by 1<sup>st</sup> February 2024***

# GCSE – Art, Craft & Design

<b>Subject Teachers</b>	Mrs G Amey / Ms C Clark / Mrs R Readman	<b>Exam board</b>	AQA	<b>Specification link</b>	<a href="https://www.aqa.org.uk/subjects/art-and-design/gcse/art-and-design-8201-8206">https://www.aqa.org.uk/subjects/art-and-design/gcse/art-and-design-8201-8206</a>
-------------------------	---	-------------------	-----	---------------------------	---

## Why Choose GCSE Art & Design

The staff in the faculty are committed to supporting every student to achieve the best grade possible.

There are opportunities to use the extensive facilities within the Art Studios after school in extracurricular activities.

The Art Department aspires to support students to develop creativity, dexterity, independent thinking skills, confidence in their abilities, especially with regards to decision making and analysis.

It is a practical subject that is supported by written elements, providing students with a different and active way of working.



Sophie Fielding



Elenor Lowdnes

## What you will study in GCSE Art & Design

Studying this GCSE will enable students to develop their creativity and technical competences using a broad range of media which could include photography, sculpture, ceramics, printmaking, textiles, painting, drawing and new technologies.

Students develop responses to a specific theme or starting point with the support of the teaching staff. Outcomes are developed in 2D and 3D which are heavily informed by investigations into the work of other practitioners.

Students who are happy to invest additional time and effort will enjoy greater success and their extra effort will influence positively on their final creative pieces.

## How you will be assessed in GCSE Art & Design

There are two coursework projects which account for 60% of the final GCSE grade. The project titles are changed each year, are broad in subject and allow students to have ownership of their work.

The remaining 40% is the externally set assignment. This involves working on a chosen theme and visually investigating this theme to prepare for a final piece, which is produced under exam conditions. There is approximately three months for the visual research and making preparation, prior to the students sitting a ten-hour examination at the end of this preparation period. Due to the time scale of this project and AQA specification, this is an independent, self-led project with support from the art staff.

Work is internally marked and externally moderated using the four assessment objectives, which measure students' ability to: undertake primary and secondary research, their ability to record and design ideas; visually and written, visually explore and experiment with their work using a variety of media and techniques and reflect and respond to the work of others with personal and creative intent.

## Progression and Careers linked to GCSE Art & Design

Art can be great preparation for any career that requires fine motor skills, presentation skills, an eye for aesthetics and creative thinking. Presently creativity is in the top three skills that employers are looking for in their prospective candidates. It can lead to the following careers:

Accessory designer, advertising director/designer, animator, architect, arts administrator, art critic, art dealer, art demonstrator, art historian, art supplies retailer, book illustrator, camera operator, concept artist, costume designer, courtroom artist, digital 3D modeller, dressmaker, film editor, glass artist, jeweller, make-up artist, mural artist, painter, photographer, potter, printmaker, sculptor, shoe designer, special effects designer, stylist, tattoo artist, typographer, weaver and web designer.

Past students have studied; Fine Art, Illustration, Special Effects, Film, 3D Art, 3D design, Jewellery, Film, theatre and television, Psychology and Art Therapy, Architecture and Photography.

## Additional Information

Students will need to purchase from the department an Art kit which will cost no more than £25.00. This will provide a sketchbook, paints, brushes, drawing implements and a portfolio. Resources are used for homework and class work.

Pupil Premium students are provided with these packs at no cost.



# GCSE – Belief and Ethics

<b>Subject Leader</b>	Mr S Harrow	<b>Exam board</b>	AQA	<b>Specification link</b>	<a href="http://www.aqa.org.uk/subjects/religious-studies/gcse/religious-studies-a-806">http://www.aqa.org.uk/subjects/religious-studies/gcse/religious-studies-a-806</a>
-----------------------	-------------	-------------------	-----	---------------------------	---

## **Why Choose GCSE Belief and Ethics**

Belief and Ethics makes a key and unique contribution to understanding British heritage, plurality, values and futures. It provides an excellent opportunity for young people to engage with contemporary contentious issues, developing social, cultural, political, philosophical and historical awareness. In Belief and Ethics pupils learn to respect themselves and understand their own identity, to respect others, and to understand their own and others' rights and responsibilities. At a time when communities are becoming more diverse there is an even greater need for a more religiously literate and tolerant society. Belief and Ethics plays a key role in creating social cohesion and generating genuine understanding between communities reducing friction, intolerance and social unrest.



## **What you will study in GCSE Belief and Ethics**

### **Paper one Beliefs and Practices of Christianity and Buddhism**

For Christianity this will include the nature of God, beliefs about heaven and hell and the Resurrection, as well as Pilgrimage, festivals and the Church's response to poverty.

In Buddhism this will include the life of the Buddha, Four Noble Truths and types of Buddhism as well as meditation, festivals and Karma.

### **Paper two Thematic Studies**

A study of four themes:

- Relationships and families- sexuality, contraception and gender equality.
- Religion and Life-Use and abuse of the environment and animals, abortion and euthanasia.
- Religion, Peace and Conflict-Violence and reasons for war, nuclear war and pacifism.
- Religion, crime and punishment- reasons for crime, aims of punishment and forgiveness.

## **How you will be assessed in GCSE Belief and Ethics**

**Paper one:** Two questions about Beliefs and Practices for Buddhism and two questions for Christianity. (50% of total marks)

**Paper two:** Four questions: one on each of the four themes above, answering from a Christian and Buddhist perspective. (50% of total marks)

## **Progression and Careers linked to GCSE Belief and Ethics**

Belief and Ethics has links to Social Work, Medicine and medical occupations, the Armed Forces, Police and Prison Service, Lawyers and any other job which involves working with other people.

# GCSE – Business Studies

<b>Subject Leader</b>	Mr R Opalka	<b>Exam board</b>	OCR	<b>Specification link</b>	<a href="http://www.ocr.org.uk/qualifications/gcse-business-j204-from-2017/">http://www.ocr.org.uk/qualifications/gcse-business-j204-from-2017/</a>
-----------------------	-------------	-------------------	-----	---------------------------	---

## **Why Choose GCSE Business Studies**

The world of business is an exciting and fast-moving place and it will play a major part in your life for three reasons:

- It is where people take decisions about what products you can buy now. You are part of the important 'teen' market and millions of pounds are spent each year finding out your tastes and preferences, designing products and then persuading you to buy them.
- It is where your career is likely to be. Even if you are thinking about a career in medicine, law, engineering or the sciences, these areas must be run in a business-like way. This GCSE course will help you to learn about this world and to develop the skills that employers are looking for, such as problem solving, decision making, team-working, IT and presentation skills.
- It is where many of the moral and ethical dilemmas of today begin, such as the testing of products on animals; industrial pollution; discrimination at work and many more. This course encourages you to explore these problems and clarify your own ideas.

## **What you will study in GCSE Business Studies**

You will study a wide range of topics including:

Operations, Finance, Marketing, Human Resource Management and Influences on Business.

## **How you will be assessed in GCSE Business Studies**

You will take two 90 minute examinations at the end of Year 11. There is no controlled assessment / coursework.

## **Progression and Careers linked to GCSE Business Studies**

In terms of progression GCSE Business Studies is a very well established and respected course that will help you progress onto many level 3 courses such as A-level Business Studies, A-level Economics and CTEC Business Studies.

The range of potential careers is far too long to list, from setting up your own business to working for a host of multinational corporations in careers ranging from advertising to production. Many of our ex-students have moved on to study Business or Economics at University and now find themselves working in a wide variety of occupations from finance in the City of London to running their own business.

## **Additional Information**

For further information please see Mr Opalka or Miss Davidson.



# Vocational– Business Studies

<b>Subject Leader</b>	Mr R Opalka	<b>Exam board</b>	OCR	<b>Specification link</b>	<a href="https://www.ocr.org.uk/Images/610949-specification-cambridge-nationals-enterprise-and-marketing-j837.pdf">https://www.ocr.org.uk/Images/610949-specification-cambridge-nationals-enterprise-and-marketing-j837.pdf</a>
-----------------------	-------------	-------------------	-----	---------------------------	---

## **Why Choose Vocational Business Studies**

Business a very popular choice in the UK as a level 2 vocational course. Many of the concepts and issues that are dealt with in the course are ones that you will face in the world outside of education, helping to prepare you for the world of work. The skills that you will develop through this course are highly sought after by both employers and colleges. You will not only develop your knowledge of the business world, but your analytical and decision-making skills will be greatly enhanced through your work. The course is an excellent choice to either give you a head start in the career that you choose to go into, or as a steppingstone into advanced level education.

## **What you will study in Vocational Business Studies**

**You will complete three units of work:**

### **1. Enterprise and marketing concepts (examined unit)**

- Understand Characteristics, risk and reward as an Entrepreneur
- Understand market research to target a specific customer
- Understand what makes a product or service financially viable
- Understand how to create a marketing mix to support a product
- Understand factors to consider when starting up and running an enterprise

### **2. Design a business proposal (coursework unit)**

- Carry out market research to aid decisions relating to a business proposal
- Understand how to identify a customer profile
- Review whether a business proposal is financially viable
- Review the likely success of a business proposal

### **3. Market and pitch a business proposal (coursework unit)**

- Develop a brand identity to target a specific customer profile
- Create a promotional campaign for a brand and product
- Review a brand proposal, promotional campaign and professional pitch

## **How you will be assessed in Vocational Business Studies**

Unit one is an examined unit and units two and three are assessed through internally assessed units.

## **Progression and Careers linked to Vocational Business Studies**

In terms of progression Vocational Business Studies is a very well established and respected route that will help you progress onto many level 3 courses such as CTEC Business Studies and A-level Business Studies, along with a wide range of college courses.

The range of potential careers is far too long to list, from setting up your own business to working for a host of multinational corporations in careers ranging from advertising to production. Many of our ex-students have moved on to study Business at university or college and now find themselves working in a wide variety of occupations from finance in the City of London to running their own business.

## **Additional Information**

For further information please see Mr Opalka, Mrs Merritt or Miss MacLaine.

# Cambridge National Level 2 - Child Development

<b>Subject Leader:</b>	Ms Carter and Mrs Moore	<b>Exam board</b>	OCR	<b>Specification link</b>	<a href="#">Specification.pdf</a>
------------------------	-------------------------	-------------------	-----	---------------------------	-----------------------------------

## Why Choose Cambridge National Level 2 Child Development

Cambridge National in Child Development will inspire and equip you with independence and confidence in using skills that are relevant to the childcare sector. It is a vocational qualification, equivalent in value to a GCSE and contains both practical and theoretical elements.



## What you will study in Cambridge National Level 2 Child Development

- How to prepare healthy meals for children
- Planning play activities
- Choosing suitable equipment
- Preventing accidents
- Pregnancy & childbirth
- Childhood illness
- 

### Practical skills

Not only will students build independence and confidence with this qualification, but they will also develop a range of skills to help succeed in the workplace and in other subjects:

- Effective verbal communication
- Research
- Planning

## How you will be assessed in Cambridge National Level 2 Child Development

**Unit A: Written exam 40%**

**Unit B Moderated Coursework 30%**

**Unit C: Moderated Coursework 30%**

## Progression and Careers linked to Cambridge National Level 2 Child Development

By developing applied knowledge and practical skills, this course will help give you the opportunity to progress on to A Levels, a Cambridge Technical in Health and Social Care, an apprenticeship or university.

Child Development could be the first step of a career as a Nursery Nurse, an Early Years Teacher, Family Support Worker, Nursery Manager, Children's Nurse, Social Worker and more.

### Additional Information

Students who take this unit will benefit from having the opportunity to access a child under the age of 5yrs so that they can carry out additional research and observations linked to their coursework.

# Creative i-Media (OCR Cambridge National)

<b>Subject Leader</b>	Mr R Carpenter	<b>Exam board</b>	OCR	<b>Specification link</b>	<a href="https://www.ocr.org.uk/qualifications/cambridge-nationals/creative-imedia-level-1-2-j834/">https://www.ocr.org.uk/qualifications/cambridge-nationals/creative-imedia-level-1-2-j834/</a>
-----------------------	----------------	-------------------	-----	---------------------------	---

## Why Choose Cambridge National Creative iMedia

The course will allow you to explore your creativity and develop skills in a variety of media, including graphic design, character design, film and animation.

If you are interested in a creative, engaging, and relevant subject, then the Cambridge National in Creative iMedia is a great option for you.



## What you will study in Vocational ICT

You will study the following units:

R093 – Creative iMedia in the media industry

You will look at job roles in the media industry and how different media products are produced as well as codes and conventions of different media products.

R094 – Visual Identity and Digital Graphics

You will look at the different principles of visual identity. You will learn how to use a variety of tools across different digital graphics software to create your own visual identity based on a client brief.

R095 – Characters and Comics

In this unit you will learn about different types of characters and comics. You will then plan, design and create your own character and comic based upon a client brief using a different software and design skills.

## How you will be assessed:

This course is assessed via a mixture of internal portfolio assessment and a written exam.

The internal assessment consists of two coursework units and will count for 60% of the course.

The written exam will count for 40% of the course.

## Progression and Careers linked to Creative iMedia

This course will prepare you for a range of Level 3 courses including 'Digital Media', apprenticeships and working life. It is a good introductory level course for a wide range of careers within the media industry including graphic designer, animator, and filmmaker.

## Additional Information

Students will not require any particular hardware or software to complete the course as coursework is completed in the classroom.

A revision guide for the course would be beneficial and can be purchased online



# GCSE 3D Design

<b>Subject Leader</b>	Mr D Luxon	<b>Exam board</b>	AQA	<b>Specification link</b>	<a href="https://www.aqa.org.uk/subjects/art-and-design/gcse/art-and-design-8201-8206/subject-content/three-dimensional-design">https://www.aqa.org.uk/subjects/art-and-design/gcse/art-and-design-8201-8206/subject-content/three-dimensional-design</a>
-----------------------	------------	-------------------	-----	---------------------------	---

## Why Choose GCSE 3D Design

Design is all around us, with every product in our day to day lives having been designed in some shape or form.

If you enjoy being creative, want to increase your practical skills and improve your analytical, communication and research abilities, 3D Design is a great choice. The skills you gain make it a great complement to other subjects. 3D Design is a way of seeing things and making sense of the world around you. It can help you with further study and prepare you for the world of work.



## What you will study in GCSE 3D Design

Studying this GCSE will enable students to develop their design, prototyping, modelling and making skills with a broad range of area which could include architectural design, product design, jewellery interior design, environmental/landscape/garden design, and 3D digital design.

Students develop responses to a specific theme or starting point with the support of the teaching staff. Outcomes are developed in 2D and 3D which are heavily informed by investigations into the work of other practitioners.

Students who are happy to invest additional time and effort will enjoy greater success and their extra effort will influence positively on their final creative pieces.

## How you will be assessed in GCSE 3D Design

There are two components:

- Component 1 Portfolio: produce a sustained project and a selection of further work that represents the course of study. This is worth 60% of your overall marks.
- Component 2 Externally set assignment: there's a separate externally set task paper for each title. It features seven tasks and you have to complete one of them. You get preparation time, plus ten hours of supervised time. This is worth 40% of your total marks.

## Progression and Careers linked to GCSE 3D Design

You can continue your 3D Design studies at AS and A-level, where the same titles are available. You'll also be able to choose areas of study to specialise in within a particular title. If you don't want to take your 3D Design studies any further, the transferable skills you gain will still be valuable. You'll develop problem solving, creative thinking, investigation, research, communication and teamwork skills, and gain the ability to develop, refine and present ideas. Employers and universities regard all of these highly.

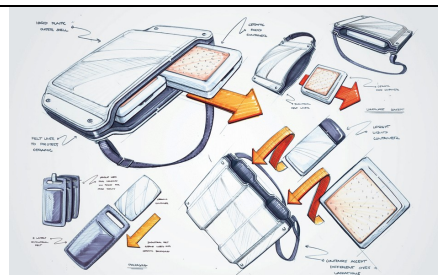
### Additional Information

For additional information please see Mr Luxon.

Students will be expected to purchase a resource pack from the dept' for £20.

Pupil premium students will have these provided for them.

This course cannot be selected as well as Art or Textiles.






# GCSE Textiles

<b>Subject Leader</b>	Mr D Luxon	<b>Exam board</b>	AQA	<b>Specification link</b>	<a href="https://www.aqa.org.uk/subjects/art-and-design/gcse/art-and-design-8201-8206/subject-content/textile-design">https://www.aqa.org.uk/subjects/art-and-design/gcse/art-and-design-8201-8206/subject-content/textile-design</a>
-----------------------	------------	-------------------	-----	---------------------------	---

## Why Choose GCSE Textiles

If you love colour, pattern, textures, fabric, materials, surface design, manipulation and drawing, textiles can deliver all of the attached and enable you to be part of the global industry that surrounds our every day lives.



## What you will study in GCSE Textiles

Studying this GCSE will enable students to develop their design, prototyping, modelling and making skills with a broad range of area which could include fashion design and illustration, costume design, constructed textiles, printed and dyed textiles, surface pattern, stitched and/or embellished textiles, soft furnishings and/or textiles for interiors.

Students develop responses to a specific theme or starting point with the support of the teaching staff.

Outcomes are developed in 2D and 3D which are heavily informed by investigations into the work of other practitioners.

Students who are happy to invest additional time and effort will enjoy greater success and their extra effort will influence positively on their final creative pieces.

## How you will be assessed in GCSE Textiles

There are two components:

- Component 1 Portfolio: produce a sustained project and a selection of further work that represents the course of study. This is worth 60% of your overall marks.
- Component 2 Externally set assignment: there's a separate externally set task paper for each title. It features seven tasks and you have to complete one of them. You get preparation time, plus ten hours of supervised time. This is worth 40% of your total marks.

## Progression and Careers linked to GCSE Textiles

You can continue your Textiles studies at AS and A-level, where the same titles are available. You'll also be able to choose areas of study to specialise in within a particular title. If you don't want to take your Textiles studies any further, the transferable skills you gain will still be valuable. You'll develop problem solving, creative thinking, investigation, research, communication and teamwork skills, and gain the ability to develop, refine and present ideas. Employers and universities regard all of these highly.

# GCSE Food Preparation and Nutrition

<b>Subject Leader</b>	Miss K Channon	<b>Exam board</b>	AQA	<b>Specification link</b>	<a href="http://www.aqa.org.uk/subjects/food/gcse/food-preparation-and-nutrition-8585">http://www.aqa.org.uk/subjects/food/gcse/food-preparation-and-nutrition-8585</a>
-----------------------	----------------	-------------------	-----	---------------------------	---

## Why Choose GCSE Food Preparation and Nutrition

- GCSE Food Preparation and Nutrition is an exciting and creative course which focuses on practical cooking skills to ensure students develop a thorough understanding of nutrition, food provenance and the working characteristics of food materials.
- At its heart, this qualification focuses on nurturing students' practical cookery skills to give them a strong understanding of nutrition.



## What you will study in GCSE Food Preparation and Nutrition

GCSE Food Preparation and Nutrition specification sets out the knowledge, understanding and skills required to cook and apply the principles of food science, nutrition and healthy eating.

Food preparation skills are integrated into five core topics:

- Food, nutrition and health
- Food science
- Food safety
- Food choice
- Food provenance.

## How you will be assessed in GCSE Food Preparation and Nutrition

- Written exam:
- 1 hour 45 minutes, 100 marks, 50% of GCSE
- Non-Exam Assessment (coursework), 50% of GCSE
- Task 1: Food investigation (30 marks) Students' understanding of the working characteristics, functional and chemical properties of ingredients. Practical investigations are a compulsory element of this NEA task.
- Task 2: Food preparation assessment (70 marks) Students' knowledge, skills and understanding in relation to the planning, preparation, cooking, presentation of food and application of nutrition related to the chosen task.

## Progression and Careers linked to GCSE Food Preparation and Nutrition

Upon completion of this course, students will be qualified to go on to further study or embark on an apprenticeship or full time career in the catering or food industries.

## Additional Information

Please note: This is not a purely practical course; there will be supporting theory work that will be taught as theory lessons.

Students will be expected to provide their own ingredients for cooking practicals. Please see Miss Channon for more information.



# V-Cert Food and Cookery

<b>Subject Leader</b>	Miss K Channon	<b>Exam board</b>	NCFE	<b>Specification link</b>	<a href="https://www.ncfe.org.uk/technical-education/schools-14-16/v-certs/food-cookery/">https://www.ncfe.org.uk/technical-education/schools-14-16/v-certs/food-cookery/</a>
-----------------------	----------------	-------------------	------	---------------------------	---

## Why Choose Food and Cookery

The Level 1/2 Technical Award in Food and Cookery is designed for learners who want an introduction to food and cookery that includes a vocational and project-based element. The qualification will appeal to learners who wish to pursue a career in the food industry or progress onto further study.

This qualification has a strong focus on the elements of food preparation and cooking, developing a wide range of technical and practical skills, and the ability to amend recipes and respond to a brief. This strong practical focus will ensure learners have time to develop, practise and perfect a skillset and be able to apply the skills they achieve to a range of contexts. These skills will be underpinned by a thorough understanding of the importance of safe hygienic working practices, nutrition, balanced diets, individual dietary needs, and factors that affect food choice. This qualification will enable learners to develop their personal interest and skills in cookery that will help them to prepare food that is healthy and nutritious. These vocational skills will help the learner to make appropriate food choices and provide a balanced diet for themselves and others. These skills can readily be transferred to further study or employment within the food sector.



## What you will study in Food and Cookery

- Content area 1 - Health and safety relating to food, nutrition and the cooking environment.
- Content area 2 - Food legislation and food provenance.
- Content area 3 - Food groups, key nutrients and a balanced diet.
- Content area 4 - Factors affecting food choice.
- Content area 5 - Food preparation, cooking skills and techniques.
- Content area 6 - Recipe amendment, development and evaluation.
- Content area 7 - Menu and action planning for completed dishes.

## How you will be assessed in Food and Cookery

Assessment will be by a mixture of exam and portfolio / coursework.

- Unit 1 – Internally assessed coursework, worth 60% of the overall grade, taken in year 11
- Unit 2 – External exam worth 40% of the overall grade, taken in year 11

## Progression and Careers linked to Food and Cookery

Learners who achieve at level 2 might consider progression to level 3 qualifications post-16, such as:

- Level 3 Applied Certificate/Diploma in Food Science and Nutrition
- Advanced Technical Diploma in Professional Cookery
- T Level in Catering (this will support progression to higher education)

Learners could also progress into employment or onto an apprenticeship. The understanding and skills gained through this qualification could be useful to progress onto an apprenticeship in the food industry through a variety of occupations within the sector, such as kitchen assistant, catering assistant, chef and sous chef

## Additional Information

Please note: This is not a purely practical course; there will be supporting theory work that will be taught as theory lessons.



# Level 1/2 Technical Award in Engineering

<b>Subject Leader</b>	Mr D Luxon	<b>Exam board</b>	WJEC	<b>Specification link</b>	<a href="https://www.wjec.co.uk/qualifications/engineering-level-1-2/#tab_overview">https://www.wjec.co.uk/qualifications/engineering-level-1-2/#tab_overview</a>
-----------------------	------------	-------------------	------	---------------------------	---

## Why Choose Technical Award in Engineering

Engineering is all around us. From the houses we live in, to the roads we drive on, and to the smart phones we connect to the world with. This Engineering technical award will teach students how to use designing and practical manufacturing skills, backed up by theoretical knowledge to solve real world Engineering based problems. This qualification is ideal for:

- Students with an interest in a future in Engineering
- Students who want to study a practical based subject



## What you will study in Technical Award in Engineering

### Unit 1 – Producing engineering Products

- Interpreting engineering information
- Plan engineering production
- Engineering equipment use
- Engineering processes

### Unit 2 – Engineering Design

- Know how engineered products meet set requirements
- Design solution communication
- Design solution proposals

### Unit 3 – Solving Engineering Problem

- Understand the effects of engineering achievements
- Understand the properties of materials
- Forming processes of engineering materials
- Solving engineering problems

## How you will be assessed in Technical Award in Engineering

### Unit 1 – Engineering Design

- 40% of the overall grade
- Internally assessed controlled assessment, taken in year 11

### Unit 2 – Producing engineering Products

- 20% of the overall grade
- Internally assessed controlled assessment, taken in year 11

### Unit 3 – Solving Engineering Problems

- 40% of the overall grade
- Externally set exam paper
- 90-minute exam

## Progression and Careers linked to Technical Award in Engineering

This Technical Award is designed to equip learners with the practical and theoretical skills that they need to progress into –

- A Level Design and Technology: Product Design
- Level 3 Engineering courses
- Vocational studies through apprenticeships

### Additional Information:

Please see Mr Luxon for more information.



# GCSE – Drama

<b>Subject Leader</b>	Miss A Clements	<b>Exam board</b>	Edexcel	<b>Specification link</b>	<a href="http://qualifications.pearson.com/en/qualifications/edexcel-gcses/drama-2016.html">http://qualifications.pearson.com/en/qualifications/edexcel-gcses/drama-2016.html</a>
-----------------------	-----------------	-------------------	---------	---------------------------	---

## Why Choose GCSE Drama

When you choose Drama, you commit to developing your confidence in expressing your thoughts, opinions and feelings. At the forefront of Drama study is understanding how to communicate with others, be it your ensemble of actors or with your audience. Drama GCSE intends to develop your creative capacity to interpret meaning and convey meaning – an audience waits to experience something and through the units in GCSE Drama, you explore and experiment with the methods used to create that experience. There are opportunities to work with text which directly supports English Language and Literature, and you also have projects which require you to devise original performance material which suits those with an eye for design or creative writing. Students who complete studies in Drama, and who are committed to personal development in the process, become resilient, confident, expressive and empathic.



## What you will study in GCSE Drama

### Component 1: Devising

Create, develop, and perform an original piece of theatre as a performer or designer.

### Component 2: Performance from Text

Perform in and/or design for two key extracts from a performance text.

### Component 3: Theatre Makers in Practice

Practical exploration of one complete performance text.

Live theatre evaluation.

## How you will be assessed in GCSE Drama

### Component 1: Devising

Coursework – 40% of the GCSE – internally assessed and externally moderated

### Component 2: Performance from Text

Coursework – 20% of the GCSE – externally assessed by a visiting examiner

### Component 3: Theatre Makers in Practice

Written examination: 1 hour 30 minutes - 40% of the GCSE

## Progression and Careers linked to GCSE Drama

Acting: Theatre, Film, and TV	Production	Drama Therapy
Directing	Teaching	Arts Administration
Costume Design	Stage management	Set Design

## Additional Information

Students who study Drama GCSE will have lots of opportunities to go on trips to the theatre and work with professionals either in school or on site in performance spaces.

GCSE Drama students are actively encouraged to take part in extra-curricular Drama events, for example, the school production or a Drama club.



# GCSE – French


<b>Subject Leader</b>	Mrs Z Cunningham	<b>Exam board</b>	AQA	<b>Specification link</b>	<a href="http://www.aqa.org.uk/8658">www.aqa.org.uk/8658</a>
-----------------------	------------------	-------------------	-----	---------------------------	--

## Why Choose GCSE French

Success in GCSE French means you could gain the EBACC qualification.

GCSE French will open the door to a range of interesting careers both in the UK and overseas. French is the official language of many international organisations and is spoken in over 40 countries.

Most of the top universities value language skills very highly. A qualification in French may give you the edge over other applicants.



## What you will study in GCSE French

You will study the following topics

- Family and friends, technology and free time activities
- Your local area, holidays, social issues and global issues
- School, jobs, career choices and ambitions.

You will also develop your skills in listening, speaking, reading, writing and translation and learn the grammatical structures needed to communicate effectively.

## How you will be assessed in GCSE French

100% examination. There is no controlled assessment or coursework element.

You will sit 4 exam papers at the end of year 11.

- Listening / Speaking / Reading / Writing

It is possible to sit either the Higher or Foundation Tier papers.

- Higher Tier gives access to grades 4-9
- Foundation Tier gives access to grades 1-5

## Progression and Careers linked to GCSE French

Teaching  
Translating  
Interpreting

Sales and Marketing  
Travel and Tourism  
International Law

Armed Forces and Foreign Service  
Multinational companies  
International organisations

## Additional Information

There may be an opportunity to participate in a residential trip to France.



# GCSE – Geography

<b>Subject Leader</b>	Mrs H Muir	<b>Exam board</b>	Edexcel B	<b>Specification link</b>	<a href="http://qualifications.pearson.com/en/qualifications/edexcel-gcses/geography-b-2016.html">http://qualifications.pearson.com/en/qualifications/edexcel-gcses/geography-b-2016.html</a>
-----------------------	------------	-------------------	-----------	---------------------------	---

## Why Choose GCSE Geography

We see Geography happening every day of our lives. It has happened since time began and will continue to happen long after we are gone. The study of Geography enables you to develop a vast amount of knowledge about both physical features and processes shaping our earth, and the human factors influencing the way we live our lives today. Our students are offered the unique opportunity to investigate geographical instances at a wide range of scales, both that are local to home and that take place throughout the world. Not only is it a fascinating and exciting subject, but it will provide you with a vast number of skills including map reading, data collection, analysis and presentation, ICT skills and problem solving. These skills are highly transferable and will really help you when looking beyond GCSE to further study and employment.



## What you will study in GCSE Geography

Topic 1 – Hazardous Earth  
 Topic 2 – Development dynamics  
 Topic 3 – Challenges of an urbanising world  
 Topic 4 – The UK's evolving physical landscape  
 Topic 5 – The UK's evolving human landscape  
 Topic 6 – Geographical investigation  
 Topic 7 – People and the biosphere  
 Topic 8 – Forests under threat  
 Topic 9 – Consuming energy resources

## How you will be assessed in GCSE Geography

### Component 1: Global Geographical Issues

You will have a written exam lasting 1 hour and 30 minutes which will cover all that you have learnt in Topic 1, 2 & 3. It constitutes 37.5% of your final GCSE.

### Component 2: UK Geographical Issues

You will have a written exam lasting 1 hour and 30 minutes which will cover all that you have learnt in Topic 4, 5 & 6. It constitutes 37.5% of your final GCSE. There will be two days of compulsory fieldwork to complement this paper. One in year 10 to an urban environment and the other in year 11 to a coastal environment.

### Component 3: People and Environment Issues (making geographical decisions)

You will have a written exam lasting 1 hour 30 minutes within which you will cover all that you have learnt in Topics 7, 8 & 9, as well as have an additional question whereby you will be required to make a decision about a geographical issue. It constitutes 25% of your final GCSE. There will be an additional fieldtrip to The Living Forest to experience the Tropical Rainforest Ecosystem.

## Progression and Careers linked to GCSE Geography

Geography is uniquely placed to offer a wide range of transferable skills to students wishing to progress to a wide range of different further education and career paths. It is highly respected by employers and by further education establishments. Some examples of career paths and fields that geographers have chosen to follow include:

- Renewable energy
- Sustainable environmental management
- Surveying
- Town and transport planning
- Finance
- Engineering
- Marketing and research

# GCSE – History

<b>Subject Leader</b>	Mrs A Williams	<b>Exam board</b>	Edexcel	<b>Specification link</b>	<a href="http://qualifications.pearson.com/content/dam/pdf/GCSE/History/2016/specification-and-sample-assessments/9781446925867_GCSE2016_L12_History_Web.pdf">http://qualifications.pearson.com/content/dam/pdf/GCSE/History/2016/specification-and-sample-assessments/9781446925867_GCSE2016_L12_History_Web.pdf</a>
-----------------------	----------------	-------------------	---------	---------------------------	---

## **Why Choose GCSE History**

Learning about past events and the people who have influenced history will allow you to understand how the world got to the point it is at now and how it will continue to develop in the future.

Not only is History one of the most fascinating subjects around, it is also well respected by universities and employers alike. It is important in developing key skills, such as the ability to analyse, think independently and write fluently.

The History topics at GCSE are interesting and attention grabbing. If you have an inquisitive mind, you are argumentative and overall interested in the periods that we offer, then History is the subject for you.



## **What you will study in GCSE History**

### **Paper One: Thematic study and historic environment:**

- Crime and punishment in Britain c1000–present *and* Whitechapel, c1870–c1900: crime, policing and the inner city.

### **Paper Two: Period study and British depth study:**

- Early Elizabethan England 1558–88.
- Superpower relations and the Cold War 1941–91

### **Paper Three: Modern depth study**

- Weimar and Nazi Germany 1918–39

## **How you will be assessed in GCSE History**

**Paper One:** A written exam lasting 1 hour 15 minutes- 30% of the qualification.

**Paper Two:** A written exam lasting 1 hour 45 minutes- 40% of the qualification.

**Paper Three:** A written exam lasting 1 hour 20 minutes- 30% of the qualification.

Papers One and Two will assess knowledge and understanding.

Paper 3 will assess knowledge and understanding and also include questions based on sources and interpretations.

## **Progression and Careers linked to GCSE History**

Studying History can lead to exciting career options including: Journalism, Law, Business, Politics, Archaeology, Marketing and Teaching


# BTEC Tech Award – Music Practice

<b>Subject Leader</b>	Mr G Readman	<b>Exam board</b>	Pearson	<b>Specification link</b>	<a href="https://qualifications.pearson.com/en/qualifications/btec-tech-awards/music-practice-2022.html">https://qualifications.pearson.com/en/qualifications/btec-tech-awards/music-practice-2022.html</a>
-----------------------	--------------	-------------------	---------	---------------------------	---

## Why Choose BTEC Music

BTEC Music Practice will enable learners to develop their skills, such as using musical elements, music creation, performance and music production, using realistic vocational contexts, and their personal skills, such as self-development, responding to a brief, planning and time management through a practical and skills-based approach to learning and assessment.

**Students who opt for Music are expected to play an instrument or sing.** If you are interested in taking BTEC Music Practice, it is important that you have a conversation with Mr Readman or Mr Spooner prior to choosing your options.



## What you will study in BTEC Music Practice

To enable the improvement of knowledge, skills and use of musical language, the subject is structured into three components.

### Component 1

Each year, the music industry produces a wide range of products such as recordings, compositions, live performances, music for film, TV and computer games. Have you ever wondered how these products are created? In this component, you will develop your understanding of different types of music products and the techniques used to create them. You will explore how musical elements, technology and other resources are used in the creation, production and performance of music. You will also practically explore the key features of different styles of music and music theory and apply your knowledge and understanding to developing your own creative work.

### Component 2

As a performer, producer or creator in the music industry, you need to continually develop your skills and techniques in order to be successful and secure a regular flow of gigs and commissions. In this component, you will participate in workshops and classes where you will develop technical, practical, personal and professional skills and specialise in at least two of the following areas: music performance, creating original music, music production.

### Component 3

This component will allow you to work to your strengths and interests and apply the skills that you have learned throughout your course in a practical way. You will focus on a particular area of the music sector that excites and appeals to you and respond to a music brief as a composer, performer or producer. You will begin by exploring the brief and investigating possible responses and ideas to meet the demands of the brief. Using relevant resources, skills and techniques you will then develop and refine musical material before presenting your final response. You will develop and present an original creation based on a piece from a given list and a style from a choice of four. You will then present this as a solo or group performance, an audio recording or a Digital Audio Workstation (DAW) project. You will also consider how your skills and interests make you suitable for the specific music sector opportunity.

## How you will be assessed in BTEC Music Practice

**Components 1 and 2** are assessed through non-exam internal assessment.

Non-exam internal assessment is delivered through Pearson-set Assignments. These assignments are set by Pearson, marked by the centre and moderated by Pearson.

There is one external assessment, Component 3, which provides the main synoptic assessment for the qualification. Component 3 builds directly on Components 1 and 2 and enables learning to be brought together and related to a real-life scenario.

## Progression and Careers linked to BTEC Music Practice

- Studying Music A Level, Music Technology A Level or BTEC Music Level 3
- Studying Music, Music Production, Sound Engineering at university
- Careers in theatre, performance, composing, sound engineering, education and music production.



# BTEC Performing Arts: Dance

<b>Subject Leader</b>	Miss E Wright	<b>Exam board</b>	Pearson	<b>Specification link</b>	<a href="https://qualifications.pearson.com/en/qualifications/btec-tech-awards/performing-arts-2022.html">https://qualifications.pearson.com/en/qualifications/btec-tech-awards/performing-arts-2022.html</a>
-----------------------	---------------	-------------------	---------	---------------------------	---

## Why Choose BTEC Performing Arts

Students will be provided with a practical and creative opportunity to explore Performing Arts, specifically dance in a range of ways. Through the exploration of different genres of dance (Street, Contemporary and Jazz) students will create original devised performances that develop their understanding, as well as gain the opportunity to study a variety of dance styles that are used in the industry such as commercial dance and musical theatre. Students will gain many invaluable skills, that are both theatrical and transferable, which will enable them to expand their horizons as they move towards higher education.



## What you will study in BTEC Performing Arts

The Award gives you the opportunity to develop sector-specific knowledge and skills in a practical learning environment.

The focus is on four areas:

1. Development of key skills that prove your aptitude in Performing Arts such as reproducing repertoire or responding to stimuli.
2. A process that underpins effective ways of working in the Performing Arts, such as development of ideas, rehearsal and performance.
3. Attitudes that are considered most important in the Performing Arts, including personal management and communication.
4. Knowledge that underpins effective use of skills, process and attitudes in the sector such as roles, responsibilities, performance disciplines and styles.

## How you will be assessed in BTEC Performing Arts

Component number	Component title	Guided Learning Hours	Level	Assessment
1	Exploring the Performing Arts	36	1 or 2	Internal
2	Developing Skills and Techniques in the Performing Arts	36	1 or 2	Internal
3	Responding to a Brief	48	1 or 2	Synoptic External

## Progression and Careers linked to GCSE Physical Education

BTEC Performing Arts opens a variety of pathways, beyond just careers in theatre. A range of routes at university are created, as well as developing a range of skills relevant in the wider world of work. Students would be well equipped to follow higher education courses in Drama, Dance, English, Journalism/Media Studies, Stage-Management and Arts Management. In addition to fostering critical and creative skills students will also increase in confidence and leadership skills along with training in team work.

## Additional Information

Students who study BTEC Performing Arts will be given opportunities to go on theatre trips and work with professionals by attending workshops. Students are actively encouraged to take part in extra-curricular Performing Arts events and attend classes outside of school.

Students are also able to study non-performance roles such as lighting design and choreography.



# GCSE – Physical Education

<b>Subject Leader</b>	Mr A Young	<b>Exam board</b>	AQA	<b>Specification link</b>	<a href="https://www.aqa.org.uk/subjects/physical-education/gcse/physical-education-8582">https://www.aqa.org.uk/subjects/physical-education/gcse/physical-education-8582</a>
-----------------------	------------	-------------------	-----	---------------------------	---

## Why Choose GCSE Physical Education

If you have an interest in:

The human body, the human mind, how to train the body and improve fitness and health, the role of sport in our society, how science and sport work together.

If you enjoy physical education, practical activity, human biology, psychology and want to provide a balance to your options.



## What you will study in GCSE Physical Education

### Theory:

Applied Anatomy & Physiology, Sport Psychology, Movement Analysis, Physical Training, Health, Fitness & Well-Being, Socio-cultural influences on sport, Analysis of data from physical activity.

### Practical:

You will cover a range of team and individual sports and will submit 3 to your practical portfolio.

## How you will be assessed in GCSE Physical Education

- 60% theory assessment – 2 written exam papers
- 30% practical performance
- 10% Coursework (Personal Exercise Plan)

## Progression and Careers linked to GCSE Physical Education

### Progression to:

- A-Level Physical Education
- OCR CTEC Sport

### Also Compliments:

- GCSE & A-Level Biology, Psychology

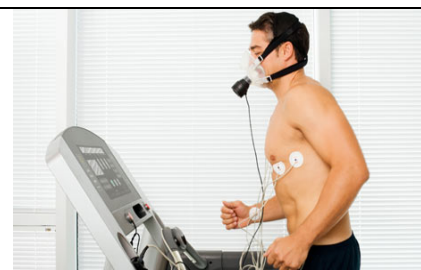
### Leading to a career in:

- Sport Psychology
- Sports Coaching
- Consulting
- Physiotherapy
- Leisure Management
- Fitness Instructing
- Teaching
- Elite Sport Science

## Additional Information

The list of accepted practical activities and breakdown of the assessment criteria is available on the Edexcel website.

You will benefit if you are regularly involved in sport outside of PE lessons. Students are expected to attend extra-curricular clubs and are encouraged to join clubs outside of school in order to achieve their performance targets.



# GCSE – Separate Science

<b>Subject Leader</b>	Mrs Y Haymonds	<b>Exam board</b>	AQA	<b>Specification link</b>	<a href="http://www.aqa.org.uk/subjects/science/gcse">http://www.aqa.org.uk/subjects/science/gcse</a>
-----------------------	----------------	-------------------	-----	---------------------------	---

## Why Choose GCSE Biology, Chemistry and Physics

- An opportunity to study the sciences in more depth
- An excellent starting point for A-level sciences (although not essential)
- A chance to work with like-minded students with a passion for science



## What you will study in GCSE Biology, Chemistry and Physics

- You will study all the topics that are covered in the Combined Science course. However, many of these will be done in more depth and will include more challenging work.

## How you will be assessed in GCSE Biology, Chemistry and Physics

- All assessment towards your GCSE grades are through terminal exams
- 6 exam papers, 1hr 45 mins each
- Exam papers will have questions on both theoretical and practical work
- You will be awarded a grade for each of the 3 sciences. These could all be different grades, so any particular strengths can be seen

## Progression and Careers linked to GCSE Biology, Chemistry and Physics

- Separate Sciences are an excellent start to any of the A-level sciences and will make the transition easier
- Careers in Science are extensive, from traditional, highly competitive careers such as veterinary science and medicine, to research, forensics, environmental studies, conservation and cutting edge jobs such as development of nanoparticles. The list is endless!

## Additional Information

This is a very academic course and so is not suitable for all students. Students that teachers feel are suitable for the separate science course will be guided to take this option. If you / your child has not been guided, but is still interested in the course, they should speak to Mrs Haymonds who will discuss their choices with them.



# GCSE – Spanish

<b>Subject Leader</b>	Miss A Munro	<b>Exam board</b>	AQA	<b>Specification link</b>	<a href="http://www.aqa.org.uk/8698">www.aqa.org.uk/8698</a>
-----------------------	--------------	-------------------	-----	---------------------------	--

## Why Choose GCSE Spanish

Success in GCSE Spanish means you could gain the EBACC qualification.

GCSE Spanish will open the door to a range of interesting careers both in the UK and overseas. Spanish is now the second most spoken language in the world.

Most of the top universities value language skills very highly. A qualification in Spanish may give you the edge over other applicants.



## What you will study in GCSE Spanish

You will study the following topics

- Family and friends, technology and free time activities
- Your local area, holidays, social issues and global issues
- School, jobs, career choices and ambitions.

You will also develop your skills in listening, speaking, reading, writing and translation and will learn the grammatical structures needed to communicate effectively.

## How you will be assessed in GCSE Spanish

100% examination. There is no controlled assessment or coursework element.

You will sit 4 exam papers at the end of year 11.

- Listening / Speaking / Reading / Writing

It is possible to sit either the Higher or Foundation Tier papers.

- Higher Tier gives access to grades 4-9
- Foundation Tier gives access to grades 1-5

## Progression and Careers linked to GCSE Spanish

Teaching  
Translating  
Interpreting

Sales and Marketing  
Travel and Tourism  
International Law

Armed Forces and Foreign Service  
Multinational companies  
International organisations

## Additional Information

There may be an opportunity to participate in a residential trip to Spain



# BTEC Sport

<b>Subject Leader</b>	Mr A Young	<b>Exam board</b>	Edexcel	<b>Specification link</b>	<a href="https://qualifications.pearson.com/en/qualifications/btec-tech-awards/sport-2022.html">https://qualifications.pearson.com/en/qualifications/btec-tech-awards/sport-2022.html</a>
-----------------------	------------	-------------------	---------	---------------------------	---

## Why Choose BTEC Sport

### BTEC Tech Award in Sport

The BTEC Tech Award suite is an introduction to vocational learning. The qualifications give learners the opportunity to build applied knowledge and skills that show an aptitude for further learning, both in the sector and more widely.

Learners will have the opportunity to develop applied knowledge and skills in the following areas:

- Investigating provisions for sport including equipment and facilities to enhance sport
- Planning and delivery of sport drills and sessions
- Fitness for sport including fitness testing and methodology.



## What you will study in BTEC Sport

Students will complete:

- Unit 1 – Preparing Participants to Take Part in Sport and Physical Activity
- Unit 2 - Taking Part and Improving Other Participants Sporting Performance
- Unit 3 - – Developing Fitness to Improve Other Participants Performance in Sport and Physical Activity

## How you will be assessed in BTEC Sport

Unit	Core Unit	Assessment Method
1	Preparing Participants to Take Part in Sport and Physical Activity	Internal – School-based
2	Taking Part and Improving Other Participants Sporting Performance	Internal – School-based
3	Developing Fitness to Improve Other Participants Performance in Sport and Physical Activity	External - Exam

## Progression and Careers linked to BTEC Sport

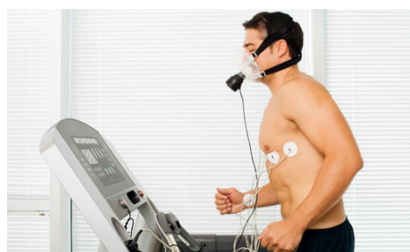
- Progression to A-Level Physical Education and CTEC Sport are possible through this course.
- Can lead to careers in Coaching, Leisure Management, Fitness Instructing and Teaching.

## Additional Information

Internal assessment is an advantage to students as:

- It allows the school to deliver the units in a way that suits our learners
- Students can receive constant feedback on their progress and improve assignments based on that feedback
- If students aren't happy with the mark they've achieved, they can re-submit the assignment

**Please note that the majority of lessons are written coursework based. Whilst there will be a small number of practical lessons, you should expect to be in a classroom completing written work in most lessons. The school is also consider the equivalent Cambridge National course as an alternative.**





## NOTES